

# Poultry farming guide

Optimizing the performance and well-being of your birds is not so hard. This requires good management of the environment and food.

**Get ready for the arrival of your birds !**

## Startup (1 to 10 days)

**1** Thoroughly clean and disinfect the breeding pen, walls, ceilings, and equipment.

**2** Ventilate and dry the room.

**3** Spread 5 to 10 cm (2 to 4 in.) of clean and dry litter on the floor.

**4** Check that all feeding, watering, lighting, ventilation and heating equipment are working properly.

**5** Turn on the heating at least 24 to 48 hours before the birds arrive.

**6** Install cardboard 30 cm (12 in) high around the heat lamps. Remove the boxes when the birds are between 7 and 10 days old.

### Temperature

Provide a 250 watt heat lamp for about 75 chicks. On day 1, the temperature under the heat lamp should be 35°C (95°F). Then reduce the temperature by 2 to 3°C (5°F) per week by adjusting the height of the lamp to reach 20°C (68°F) by the age of 6 weeks.

### Water

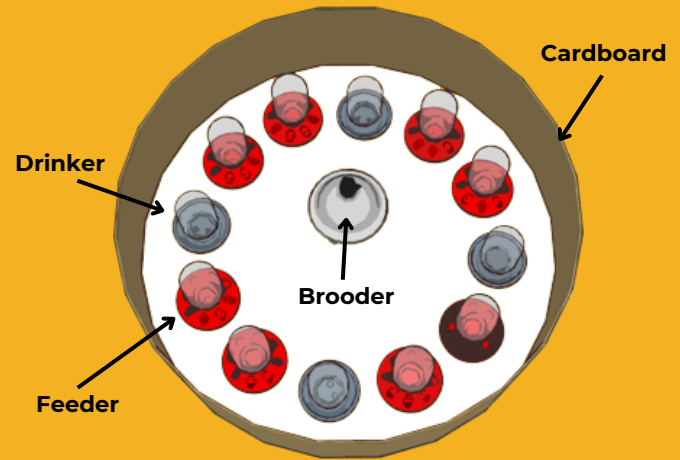
The water should always be clean, fresh and temperate. One pot of water is enough for about 50 chicks. You can also opt for breeding waterers.

### Light

On the first day, we recommend continuous lighting (24 hours). Thereafter, the birds need 16 to 20 hours of light per day and at least 4 hours of darkness.

### Feeding

Feed chicks as soon as they arrive. Add it regularly in small quantities to the chick feeders.  
Tip: Spread thick paper over the litter. You can put food on it to encourage the chicks to eat during the first few days. In addition, it prevents them from consuming the litter !



### Some essential product not to forget


For carbon fiber bulb




054-3903  
12 in. x 250 ft.



001-5980  
1 intensity  
11 3/4 in.



001-5981  
1 intensity  
15 3/4 in.



001-5982  
2 intensities  
15 3/4 in.

**Carbon fiber bulb**  
001-5983 600 W  
001-5984 900 W  
001-5985 1200 W  
001-5986 1500 W

For infrared bulb



039-8385  
Wood shavings



001-3024  
Paper shavings



061-5167  
1 intensity



061-7855  
2 intensities

**Infrared bulb**  
PAR38 175 W  
061-8623 Pkg of 2  
BR40 250 W  
065-0902 Pkg of 2



079-8266  
Solu-Mix



001-3761  
Starter Grower



001-3762  
Grower Finisher



001-5958  
Poule-Vite




063-5781  
Odour control


Several colors available




001-6411  
Jar



001-6449x  
Drinker base  
1 L



001-6416x  
Feeder base  
1 kg



001-6520x  
Feeder  
20 in.